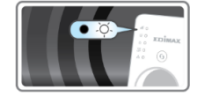




Eliminate Wi-Fi Dead Zones



Smart App Control for iOS & Android Phones



Signal LED Indicator



Easy Browser-Based Setup, No CD Required

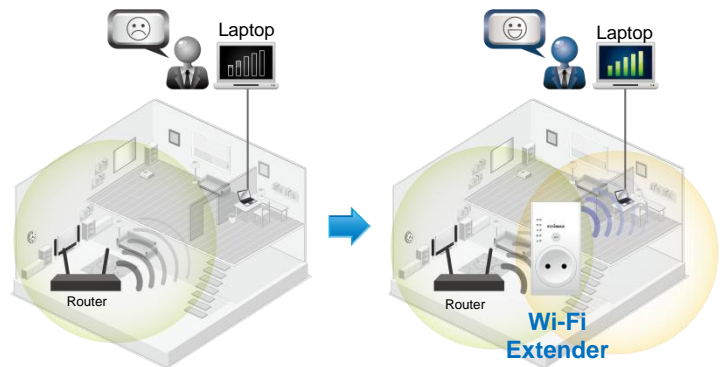
EW-7438PTn

Smart N300 Pass-Through Wi-Fi Extender/ Access Point/Wi-Fi Bridge

The Edimax EW-7438PTn is a Wi-Fi extender with built-in power adapter and integrated AC socket, ensuring that no electrical outlet goes to waste. Convenient placement allows you to double the signal coverage of your Wi-Fi network for better Wi-Fi quality in homes with many rooms or multiple floors. Featuring smart iQ Setup, installation is quick and easy and the EW-7438PTn features three operating modes in one: Wi-Fi extender, access point or Wi-Fi bridge. Just configure the mode you need for your network environment. Additionally, it complies with wireless IEEE 802.11b/g/n standards and provides data transmission rates of up to 300Mbps. With the Edimax EW-7438PTn, you can enjoy high-speed wireless networking throughout your home without additional cabling.

Eliminate Wi-Fi Dead Zones & Double Your Wi-Fi Coverage With Ease

Extend Wi-Fi coverage to dead zones which your existing Wi-Fi signal can't reach. Plug the extender directly into an electrical outlet and the Edimax EW-7438PTn can easily double the signal coverage of your Wi-Fi network for better Wi-Fi quality in homes with many rooms or multiple floors.



Smart 3-in-1 Wi-Fi Extender, Access Point & Wi-Fi Bridge

The EW-7438PTn can work as Wi-Fi extender, access point or Wi-Fi bridge. Just configure the mode you need for your network environment using the smart iQ Setup wizard and enjoy surfing the web.

3-in-1 Mode for flexible network applications

Wi-Fi Extender
Extend existing Wi-Fi for further coverage.



Access Point
Create Wi-Fi access for any existing wired network.



Wi-Fi Bridge
Let wired TVs, game consoles or media players join your wireless network.



Smart iQ Setup

Features user-friendly browser-based iQ Setup for smart, automatic and quick installation. iQ Setup automatically detects the available Wi-Fi networks nearby and helps you establish a connection within seconds.

iQ Setup Just Plug and Extend

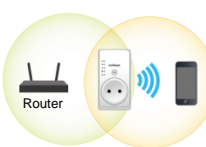
1 Just plug it in



2 Type the web access URL in your browser*



3 Extend your Wi-Fi in minutes!!



Smart N300 Pass-Through Wi-Fi Extender/ Access Point/Wi-Fi Bridge

EW-7438PTn

Smart App Control & Analytics

The extender works together with Edimax free EdiRange smartphone app which displays your local Wi-Fi environment and provides easy-to-understand analytics. Plus you can manage the extender's wireless network and functions such as scheduling and guest network.



Certified for Safety & Durability

The built-in socket is VDE 0620 approved which guarantees the plug has been extensively tested to resist damage and deterioration to enclosures, insulation, entry holes, pins, electrical or mechanical connections as well as temperature rises in electrical terminals.



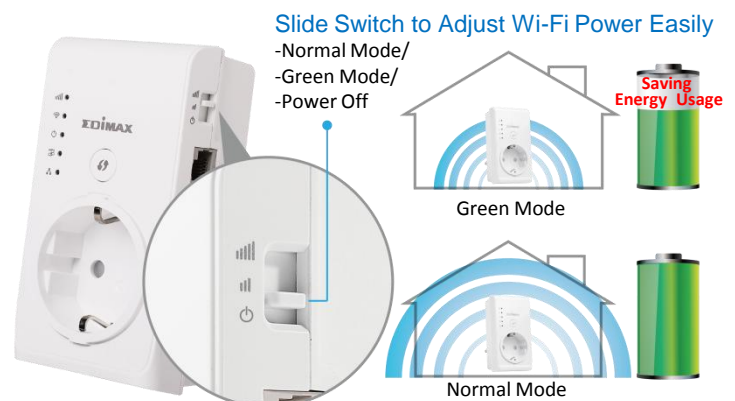
Works With Any Standard Wi-Fi Router

Universal compatibility and easy web-based iQ Setup for quick and easy installation



Green Wi-Fi Transmit Power Switch

Featuring a new hardware slide switch to easily adjust between normal and green transmit power (the strength of the Wi-Fi signal) as well as turn off the device power with one click. In normal mode the device transmits with maximum transmit power for wide coverage in large house. But if you only need Wi-Fi in a smaller house, you can switch to green mode to reduce transmit power to 25% less and reduce energy usage.



Smart N300 Pass-Through Wi-Fi Extender/ Access Point/Wi-Fi Bridge

EW-7438PTn

Wall Plug Design With AC Pass-Through

Plugs directly into an existing electrical socket – no need for an additional power cable. And designed with an AC pass-through so you can still plug another electrical device into the EW-7438PTn and have your usual socket capacity. You can install it wherever your Wi-Fi signal needs enhancement and enjoy high-speed wireless performance without any hassle.



Signal Strength LED Indicator

Designed with a signal strength LED which helps you find the best setup location for optimal Wi-Fi coverage.

Signal Strength LED

- ☺ On: Excellent Signal
- ☺ Flashing: Good Signal
- ☹ Flashing Rapidly: Poor Signal
- ☹ Off: No Signal



Install the extender where the signal strength LED is on (but not flashing) for optimal Wi-Fi performance.

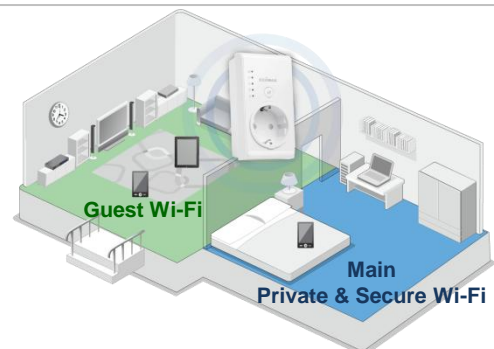
Wi-Fi Scheduling

The Wi-Fi scheduling function lets you program intelligent schedules to manage Wi-Fi availability and power usage according to your home's routine.



Guest Wi-Fi

The EW-7438PTn also features a guest wireless network which could be used for visitor and keep your home Wi-Fi private and secure.



Quick And Easy WPS Installation

A WPS (Wi-Fi Protected Setup) button allows the EW-7438PTn to join an existing wireless networking at the simple push of a button.



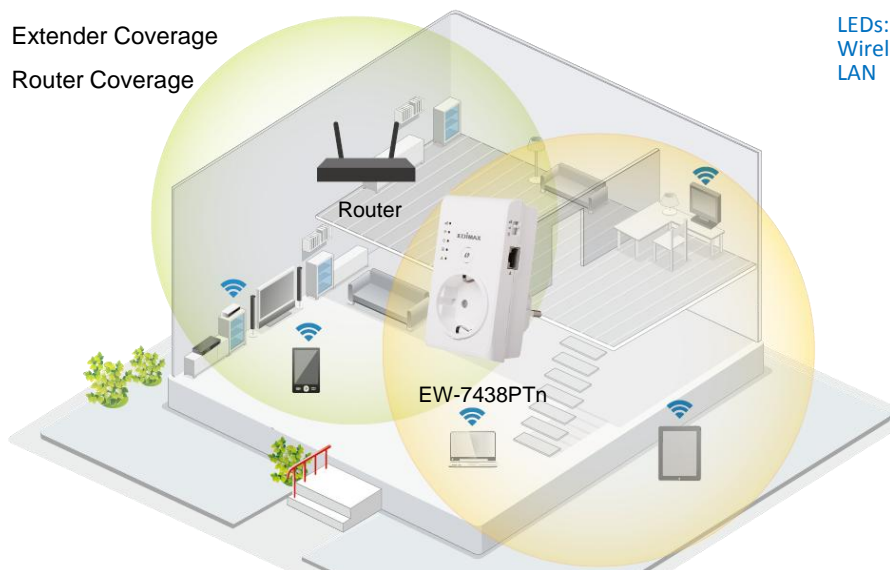
Smart N300 Pass-Through Wi-Fi Extender/ Access Point/Wi-Fi Bridge

EW-7438PTn
TECHNICAL SPECIFICATIONS

Frequency Band	Wireless Standards and Data Rates	Hardware Interface
<ul style="list-style-type: none"> 2.4GHz 	<ul style="list-style-type: none"> IEEE 802.11n (up to 300Mbps) IEEE 802.11g (up to 54Mbps) IEEE 802.11b (up to 11Mbps) 	<ul style="list-style-type: none"> 1 x 10/100Mbps Ethernet LAN port 1 x Power socket 1 x Slide switch 1 x WPS button LEDs: Signal Strength, Wireless, Power, WPS, LAN
Management	Security	System Requirements
<ul style="list-style-type: none"> 14-language user interface Firmware upgradable 	<ul style="list-style-type: none"> 64/128-bit WEP encryption and WPA, WPA2 security WPS (Wi-Fi Protected Setup) MAC Filtering and 802.1x in Access Point mode 	<ul style="list-style-type: none"> Existing wireless home network (2.4GHz) for Wi-Fi extender/ Wi-Fi bridge mode, or Cable/DSL modem router for access point mode Computer with 2.4GHz IEEE 802.11 b/g/n Wi-Fi capability and web browser for software configuration (Internet Explorer, Google Chrome, Firefox, Opera or Safari latest version) iOS 6 or Android 4.x and above for mobile app
Installation	Antenna	Power Adapter
<ul style="list-style-type: none"> Multi-language iQ Setup (browser interface) Hardware WPS button 	<ul style="list-style-type: none"> 2 x 2dBi internal antennas 	<ul style="list-style-type: none"> Built-in AC100-240V, 50-60Hz power module
Humidity	Temperature	Package Contents
<ul style="list-style-type: none"> 10-90% (Non-condensing) 	<ul style="list-style-type: none"> 0-40°C (32-104°F) 	<ul style="list-style-type: none"> EW-7438PTn Quick installation guide CD with multi-language QIG and user manual Access key card
Dimensions	Weight	Certifications
<ul style="list-style-type: none"> 105.5 (H) x 57 (W) x 38 (L) mm 	<ul style="list-style-type: none"> 128g 	<ul style="list-style-type: none"> CE VDE 0620


APPLICATION DIAGRAM

- Extender Coverage
- Router Coverage


Hardware Interface

LEDs: Signal Strength, Wireless, Power, WPS, LAN

Slide Switch
Adjust Wi-Fi Power Easily



Maximum performance, actual data rates, and coverage will vary depending on network conditions and environmental factors. Product specifications and design are subject to change without notice.

Copyright © 2015 Edimax Technology Co. Ltd. All rights reserved.

www.edimax.com